

Guangdong Lvtong New Energy Electric Vehicle Technology Co., LTD.

Factory Address:

Hexi Industry Park, Hongmei, Dongguan City, Guangdong Province, China. Zip Code: 523159

Tel: +86-769-22773916

Fax: +86-769-22704248

E-Mail: [mike@lvtong.com.cn](mailto:mike@lvtong.com.cn) [info@lvtong.com.cn](mailto:info@lvtong.com.cn)

[Http:// en.lvtong.com.cn](http://en.lvtong.com.cn)

[Http:// www.lvtong.en.alibaba.com](http://www.lvtong.en.alibaba.com)

[Http:// lvtong.en.made-in-china.com](http://lvtong.en.made-in-china.com)



Web Site

# LVTONG®

*WE PEERS THE  
WORLD WITH DELICATE  
ITALIAN ARTCRAFT*



**PRODUCTS  
CATALOG**

# LVTONG®



Guangdong Lvtong New Energy Electric Vehicle Technology Co., LTD., founded in 2004, stands in Hexi Industry Park, Zhengteng Industry Zone, Hongmei, Dongguan, Guangdong, China. With an area of more than 50000 square meters, its capacity is about 2000 units per month. As for our cars, we integrate the advantages of E-Z-GO, CLUB CAR, YAMAHA. Meanwhile adopting advanced German technology, we have researched and developed our own car series designed in accordance with technical standards of imported electric cars. Cover parts are made of special PP automobile engineering material, which is featured with fashion, beauty and great durability. These cars are equipped with unique and individual operation system, agile and smooth steering system, and independent suspension system.

Due to unique style, excellent quality, perfect service, we have been approved by clients and markets to the maximum extent, such as Korea, Australia, India, USA, Italy, Turkey, Brazil etc. We have good cooperation with customers in these countries, with whom we share brand, develop new products. We are also able to meet various demands of different customers by adopting varied configurations of colors and styles.

Not only do we provide customers the good before-sale service, but also excellent after-sale service. Even we can arrange engineers to solve the problems for our customers. With the basic concept of "Quality first, Customer first", we believe that we will not only win the customer but also win the market. We hope we can go up with customer together.



China Credit Example Certificate



WMI



Audited Supplier



Audited Supplier By Alibaba



ISO:9001



CE



CE



Manufacturing License





# A627 SERIES GOLF CART



Model No.	LT-A627.2
Motor	48V/4kw
Battery	8V*6
Charger	Computer intelligent charger
Transaxle	12.31:1
Overall Size	2400*1200*1800mm
Ground clearance	110mm
Tread distance	Front900/rear1000mm
Net weight	470kg
Loading	2 people
Forward speed	25km/h
Braking dist	<6m
Turning radius	2.95m
Climbing ability	30%
Maximum mileage	100km



Model No.	LT-A627.2+2
Motor	48V/4kw
Battery	8V*6
Charger	Computer intelligent charger
Transaxle	12.31:1
Overall Size	2790*1200*1880mm
Ground clearance	110mm
Tread distance	Front900/rear1000mm
Net weight	525kg
Loading	4 people
Forward speed	25km/h
Braking dist	<6m
Turning radius	2.9m
Climbing ability	25%
Maximum mileage	100km



Model No.	LT-A627.4
Motor	48V/4kw
Battery	8V*6
Charger	Computer intelligent charger
Transaxle	12.31:1
Overall Size	3160*1200*1880mm
Ground clearance	110mm
Tread distance	Front900/rear1000mm
Net weight	510kg
Loading	4 people
Forward speed	25km/h
Braking dist	<6m
Turning radius	4m
Climbing ability	25%
Maximum mileage	100km

Model No.	LT-A627.4+2
Motor	48V/4KW
Battery	8V*6
Charger	Computer intelligent charger
Transaxle	16:1
Overall Size	3560*1228*1880mm
Ground clearance	110mm
Tread distance	Front900/rear1000mm
Net weight	565kg
Loading	6 people
Forward speed	25km/h
Braking dist	3m
Turning radius	4.1m
Climbing ability	20%
Maximum mileage	90km



Model No.	LT-A627.6
Motor	48V/4Kw
Battery	8V*6
Charger	Computer intelligent charger
Transaxle	16:1
Overall Size	3950*1200*1880mm
Ground clearance	110mm
Tread distance	Front900/rear1000mm
Net weight	550kg
Loading	6 people
Forward speed	25km/h
Braking dist	<6m
Turning radius	5.1m
Climbing ability	20%
Maximum mileage	90km



Model No.	LT-A627.6+2
Motor	48V/4KW
Battery	8V*6
Charger	Computer intelligent charger
Transaxle	16:1
Overall Size	4280*1200*1880mm
Ground clearance	110mm
Tread distance	Front900/rear1000mm
Net weight	605kg
Loading	8 people
Forward speed	25km/h
Braking dist	3.5m
Turning radius	5.1m
Climbing ability	18%
Maximum mileage	80km



# A627-LIFTED GOLF CART



Model No.	LT-A627.2G
Motor	48V/4KW
Battery	8V*6
Charger	Computer intelligent charger
Transaxle	16:1
Overall Size	2400*1305*2020mm
Ground clearance	160mm
Tread distance	Front1060/rear1050mm
Net weight	475kg
Loading	2 people
Forward speed	25km/h
Braking dist	< 6m
Turning radius	3.6m
Climbing ability	30%
Maximum mileage	90km



Model No.	LT-A627.2+2G
Motor	48V/4KW
Battery	8V*6
Charger	Computer intelligent charger
Transaxle	16:1
Overall Size	2760*1305*2020mm
Ground clearance	160mm
Tread distance	Front1060/rear1050mm
Net weight	530kg
Loading	4 people
Forward speed	25km/h
Braking dist	< 6m
Turning radius	3.6m
Climbing ability	25%
Maximum mileage	90km



Model No.	LT-A627.4G
Motor	48V/4KW
Battery	8V*6
Charger	Computer intelligent charger
Transaxle	16:1
Overall Size	3160*1305*2040mm
Ground clearance	160mm
Tread distance	Front1060/rear1050mm
Net weight	515kg
Loading	4 people
Forward speed	25km/h
Braking dist	< 6m
Turning radius	5.05m
Climbing ability	20%
Maximum mileage	90km



Model No.	LT-A627.4+2G
Motor	48V/4KW
Battery	8V*6
Charger	Computer intelligent charger
Transaxle	16:1
Overall Size	3530*1305*2050mm
Ground clearance	160mm
Tread distance	Front1060/rear1050mm
Net weight	570kg
Loading	6 people
Forward speed	25km/h
Braking dist	< 6m
Turning radius	5.05m
Climbing ability	20%
Maximum mileage	80km

### ▼ A627 SERIES CARGO CAR



Model No.	LT-A627.H8
Motor	48V/4KW
Battery	8V*6
Charger	Computer intelligent charger
Transaxle	16:1
Overall Size	3550*1200*1880mm
Ground clearance	110mm
Tread distance	Front900/rear1000mm
Net weight	580kg
Loading	2 people
Forward speed	25km/h
Braking dist	< 6m
Turning radius	4m
Climbing ability	18%
Maximum mileage	80km
Size of cargo box	1835*1100*265mm



Model No.	LT-A627.H8G
Motor	48V/4KW
Battery	8V*6
Charger	Computer intelligent charger
Transaxle	16:1
Overall Size	3780*1360*2040mm
Ground clearance	160mm
Tread distance	Front1060/rear1050mm
Net weight	595kg
Loading	2 people
Forward speed	25km/h
Braking dist	< 6m
Turning radius	4.9m
Climbing ability	20%
Maximum mileage	90km
Size of cargo box	1835*1100*265mm



# A827 SERIES GOLF CART



Model No.	LT-A827.2
Motor	48V/4KW
Battery	8V*6
Charger	Computer intelligent charger
Transaxle	12.31:1
Overall Size	2740*1210*1820mm
Ground clearance	120mm
Tread distance	Front905mm/rear1000mm
Net weight	560kg
Loading	2 people
Forward speed	25km/h
Braking dist	<6m
Turning radius	3.2m
Climbing ability	30%
Maximum mileage	100km



Model No.	LT-A827.2+2
Motor	48V/4KW
Battery	8V*6
Charger	Computer intelligent charger
Transaxle	12.31:1
Overall Size	2785*1210*1910mm
Ground clearance	120mm
Tread distance	Front905mm/rear1000mm
Net weight	585kg
Loading	4 people
Forward speed	25km/h
Braking dist	<6m
Turning radius	3.2m
Climbing ability	25%
Maximum mileage	100km



Model No.	LT-A827.4
Motor	48V/4KW
Battery	8V*6
Charger	Computer intelligent charger
Transaxle	12.31:1
Overall Size	3360*1210*1900mm
Ground clearance	120mm
Tread distance	Front905mm/rear1000mm
Net weight	590kg
Loading	4 people
Forward speed	25km/h
Braking dist	<6m
Turning radius	4.45m
Climbing ability	25%
Maximum mileage	90km
Size of cargo box	1170*610*265mm

\* The Picture Is Only For Reference

Model No.	LT-A827.4+2
Motor	48V/4KW
Battery	8V*6
Charger	Computer intelligent charger
Transaxle	16:1
Overall Size	3615*1210*1905mm
Ground clearance	120mm
Tread distance	Front905mm/rear1000mm
Net weight	585kg
Loading	6 people
Forward speed	25km/h
Braking dist	<6m
Turning radius	4.45m
Climbing ability	20%
Maximum mileage	90km



Model No.	LT-A827.6
Motor	48V/4KW
Battery	8V*6
Charger	computer intelligent charger
Transaxle	16:1
Overall Size	4405*1210*1915mm
Ground clearance	120mm
Tread distance	front895mm/rear1000mm
Net weight	700kg
Loading	6 people
Forward speed	25km/h
Braking dist	<6m
Turning radius	5.8m
Climbing ability	20%
Maximum mileage	85km
Size of cargo box	1170*610*265mm



Model No.	LT-A827.6+2
Motor	48V/4KW
Battery	8V*6
Charger	Computer intelligent charger
Transaxle	16:1
Overall Size	4650*1210*1900mm
Ground clearance	120mm
Tread distance	Front895mm/rear1000mm
Net weight	695kg
Loading	8 people
Forward speed	25km/h
Braking dist	<6m
Turning radius	5.8m
Climbing ability	15%
Maximum mileage	80km



## ▼ A827 SERIES CARGO CAR

Model No.	LT-A827.H8
Motor	48V/4KW
Battery	8V*6
Charger	Computer intelligent charger
Transaxle	16:1
Overall Size	3630*1210*1840mm
Ground clearance	150mm
Tread distance	Front905mm/rear1000mm
Net weight	605kg
Loading	2 people
Forward speed	25km/h
Braking dist	<6m
Turning radius	4.5m
Climbing ability	20%
Maximum mileage	85km
Size of cargo box	1820*1150*265mm



Model No.	LT-A827.GC
Motor	48V/4KW
Battery	8V*6
Charger	computer intelligent charger
Transaxle	16:1
Overall Size	3700*1210*1950mm
Ground clearance	150mm
Tread distance	front905/rear1000mm
Net weight	650kg
Loading	2 people
Forward speed	25km/h
Braking dist	<6m
Turning radius	4.5m
Climbing ability	10%
Maximum mileage	90km

## ▼ A827 SERIES CARGO CAR

Model No.	LT-A827.2G+Cargo box
Motor	48V/4KW
Battery	8V*6
Charger	computer intelligent charger
Transaxle	16:1
Overall Size	2590*1370*2060mm
Ground clearance	185mm
Tread distance	front1020mm/rear1070mm
Net weight	596kg
Loading	2 people
Forward speed	25km/h
Braking dist	<6m
Turning radius	3.45m
Climbing ability	22%
Maximum mileage	95km



# A827 LIFTED GOLF CART



Model No.	LT-A827.4+2G		
Motor	48V/4KW	Net weight	683kg
Battery	8V*6	Loading	6 people
Charger	computer intelligent charger	Forward speed	25km/h
Transaxle	16:1	Braking dist	<6m
Overall Size	3700*1320*2030 mm	Turning radius	4.65m
Ground clearance	170mm	Climbing ability	10%
Tread distance	front1024/rear1074mm	Maximum mileage	80km



Model No.	LT-A827.2G
Motor	48V/4KW
Battery	8V*6
Charger	computer intelligent charger
Transaxle	16:1
Overall Size	2590*1370*2060mm
Ground clearance	185mm
Tread distance	front1020mm/rear1070mm
Net weight	578kg
Loading	2 people
Forward speed	25km/h
Braking dist	<6m
Turning radius	3.45m
Climbing ability	22%
Maximum mileage	95km



Model No.	LT-A827.2+2G
Motor	48V/4KW
Battery	8V*6
Charger	computer intelligent charger
Transaxle	16:1
Overall Size	2930*1370*2060mm
Ground clearance	185mm
Tread distance	front1020/rear1070mm
Net weight	610kg
Loading	4 people
Forward speed	25km/h
Braking dist	<6m
Turning radius	3.45m
Climbing ability	20%
Maximum mileage	90km



Model No.	LT-A827.4G
Motor	48V/4KW
Battery	8V*6
Charger	computer intelligent charger
Transaxle	16:1
Overall Size	3360*1320*2030 mm
Ground clearance	170mm
Tread distance	front1024mm/rear1074mm
Net weight	646kg
Loading	4 people
Forward speed	25km/h
Braking dist	<6m
Turning radius	4.65m
Climbing ability	12%
Maximum mileage	85km

\* The Picture Is Only For Reference



# A617 SERIES GOLF CART



Model No.	LT-A617.2
Motor	48V/4kw
Battery	8V*6
Charger	Computer intelligent charger
Transaxle	12.31:1
Overall Size	2400*1200*1800mm
Ground clearance	110mm
Tread distance	Front900/rear1000mm
Net weight	470kg
Loading	2 people
Forward speed	25km/h
Braking dist	< 6m
Turning radius	2.95m
Climbing ability	30%
Maximum mileage	100km



Model No.	LT-A617.2+2
Motor	48V/4kw
Battery	8V*6
Charger	Computer intelligent charger
Transaxle	12.31:1
Overall Size	2790*1200*1880mm
Ground clearance	110mm
Tread distance	Front900/rear1000mm
Net weight	525kg
Loading	4 people
Forward speed	25km/h
Braking dist	< 6m
Turning radius	2.9m
Climbing ability	25%
Maximum mileage	100km



Model No.	LT-A617.4
Motor	48V/4kw
Battery	8V*6
Charger	Computer intelligent charger
Transaxle	12.31:1
Overall Size	3160*1200*1880mm
Ground clearance	110mm
Tread distance	Front900/rear1000mm
Net weight	510kg
Loading	4 people
Forward speed	25km/h
Braking dist	< 6m
Turning radius	4m
Climbing ability	25%
Maximum mileage	100km

Model No.	LT-A617.4+2
Motor	48V/4KW
Battery	8V*6
Charger	Computer intelligent charger
Transaxle	16:1
Overall Size	2400*1305*2020mm
Ground clearance	160mm
Tread distance	Front1060/rear1050mm
Net weight	475kg
Loading	2 people
Forward speed	25km/h
Braking dist	<6m
Turning radius	3.6m
Climbing ability	30%
Maximum mileage	90km



Model No.	LT-A617.6
Motor	48V/4KW
Battery	8V*6
Charger	Computer intelligent charger
Transaxle	16:1
Overall Size	3950*1200*1880mm
Ground clearance	110mm
Tread distance	Front900/rear1000mm
Net weight	550kg
Loading	6 people
Forward speed	25km/h
Braking dist	<6m
Turning radius	5.1m
Climbing ability	20%
Maximum mileage	90km



Model No.	LT-A617.6+2
Motor	48V/4KW
Battery	8V*6
Charger	Computer intelligent charger
Transaxle	16:1
Overall Size	4280*1200*1880mm
Ground clearance	110mm
Tread distance	Front900/rear1050mm
Net weight	605kg
Loading	8 people
Forward speed	25km/h
Braking dist	3.5m
Turning radius	5.1m
Climbing ability	18%
Maximum mileage	80km



# A617-LIFTED GOLF CART



Model No.	LT-A617.2G
Motor	48V/4KW
Battery	8V*6
Charger	Computer intelligent charger
Transaxle	16:1
Overall Size	2400*1305*2020mm
Ground clearance	160mm
Tread distance	Front1060/rear1050mm
Net weight	475kg
Loading	2 people
Forward speed	25km/h
Braking dist	<6m
Turning radius	3.6m
Climbing ability	30%
Maximum mileage	90km



Model No.	LT-A617.4+2G
Motor	48V/4KW
Battery	8V*6
Charger	Computer intelligent charger
Transaxle	16:1
Overall Size	3530*1305*2050mm
Ground clearance	160mm
Tread distance	Front1060/rear1050mm
Net weight	570kg
Loading	6 people
Forward speed	25km/h
Braking dist	<6m
Turning radius	5.05m
Climbing ability	20%
Maximum mileage	80km

Model No.	LT-A617.2+2G
Motor	48V/4KW
Battery	8V*6
Charger	Computer intelligent charger
Transaxle	16:1
Overall Size	2760*1305*2020mm
Ground clearance	160mm
Tread distance	Front1060/rear1050mm
Net weight	530kg
Loading	4 people
Forward speed	25km/h
Braking dist	<6m
Turning radius	3.6m
Climbing ability	25%
Maximum mileage	90km



### ▼ A617 SERIES CARGO CAR

Model No.	LT-A617.H8
Motor	48V/4KW
Battery	8V*6
Charger	Computer intelligent charger
Transaxle	16:1
Overall Size	3550*1200*1880mm
Ground clearance	110mm
Tread distance	Front900/rear1000mm
Net weight	580kg
Loading	2 people
Forward speed	25km/h
Braking dist	<6m
Turning radius	4m
Climbing ability	18%
Maximum mileage	80km
Size of cargo box	1835*1100*265mm

Model No.	LT-A617.4G
Motor	48V/4KW
Battery	8V*6
Charger	Computer intelligent charger
Transaxle	16:1
Overall Size	3160*1305*2040mm
Ground clearance	160mm
Tread distance	Front1060/rear1050mm
Net weight	515kg
Loading	4 people
Forward speed	25km/h
Braking dist	<6m
Turning radius	5.05m
Climbing ability	25%
Maximum mileage	90km



Model No.	LT-A617.H8G
Motor	48V/4KW
Battery	8V*6
Charger	Computer intelligent charger
Transaxle	16:1
Overall Size	3780*1360*2040mm
Ground clearance	160mm
Tread distance	Front1060/rear1050mm
Net weight	595kg
Loading	2 people
Forward speed	25km/h
Braking dist	<6m
Turning radius	4.9m
Climbing ability	20%
Maximum mileage	90km
Size of cargo box	1835*1100*265mm



# A SERIES GOLF CART



Model No.	LT-A2
Motor	48V/4KW
Battery	8V*6
Charger	Computer intelligent charger
Transaxle	12.31:1
Overall Size	2390*1200*1900mm
Ground clearance	110mm
Tread distance	Front880/rear990mm
Net weight	495kg
Loading	2 people
Forward speed	25km/h
Braking dist	4.9m
Turning radius	3.5m
Climbing ability	30%
Maximum mileage	100km



Model No.	LT-A2+2
Motor	48V/4Kw
Battery	8V*6
Charger	Computer intelligent charger
Transaxle	12.31:1
Overall Size	2730*1200*1880mm
Ground clearance	110mm
Tread distance	Front880/rear990mm
Net weight	550kg
Loading	4 people
Forward speed	25km/h
Braking dist	3.7m
Turning radius	3.5m
Climbing ability	25%
Maximum mileage	100km



Model No.	LT-A4
Motor	48V/4KW
Battery	8V*6
Charger	Computer intelligent charger
Transaxle	12.31:1
Overall Size	3070*1200*1900mm
Ground clearance	110mm
Tread distance	Front880/rear990mm
Net weight	570kg
Loading	4 people
Forward speed	25km/h
Braking dist	4.5m
Turning radius	4.2m
Climbing ability	25%
Maximum mileage	100km

Model No.	LT-A4+2
Motor	48V/4KW
Battery	8V*6
Charger	Computer intelligent charger
Transaxle	16:1
Overall Size	3400*1200*1900mm
Ground clearance	110mm
Tread distance	Front880/rear990mm
Net weight	592kg
Loading	6 people
Forward speed	25km/h
Braking dist	3.4m
Turning radius	4.7m
Climbing ability	20%
Maximum mileage	100km



Model No.	LT-A8
Motor	48V/4KW
Battery	8V*6
Charger	Computer intelligent charger
Transaxle	16:1
Overall Size	3778*1200*1900mm
Ground clearance	110mm
Tread distance	Front880/rear990mm
Net weight	665kg
Loading	8 people
Forward speed	25km/h
Braking dist	4.5m
Turning radius	5.8m
Climbing ability	18%
Maximum mileage	80km



Model No.	LT-A8+3
Motor	48V/4KW
Battery	8V*6
Charger	Computer intelligent charger
Transaxle	16:1
Overall Size	4120*1200*1900mm
Ground clearance	110mm
Tread distance	Front880/rear990mm
Net weight	682kg
Loading	11 people
Forward speed	25km/h
Braking dist	4.5m
Turning radius	5.8m
Climbing ability	15%
Maximum mileage	80km



## ▼ A SERIES UTILITY CAR

Model No.	LT-A2.H8
Motor	48V/4Kw
Battery	8V*6
Charger	Computer intelligent charger
Transaxle	16:1
Overall Size	3565*1200*1900mm
Ground clearance	110mm
Tread distance	Front880/rear990mm
Net weight	602kg
Loading	2 people
Forward speed	25 km/h
Braking dist	4.3m
Turning radius	4.4m
Climbing ability	20%
Maximum mileage	100km
Size of cargo box	1835*1100*265mm



Model No.	LT-A2.GC
Motor	48V/4KW
Battery	8V*6
Charger	Computer intelligent charger
Transaxle	16:1
Overall Size	3510*1200*1900mm
Ground clearance	110mm
Tread distance	Front880/rear990mm
Net weight	630kg
Loading	300kg
Forward speed	25km/h
Braking dist	3.8m
Turning radius	4.8m
Climbing ability	18%
Maximum mileage	90km flat road
Size of cargo box	1800*1150*1200mm



Model No.	LT-A2.HS
Motor	48V/4KW
Battery	8V*6
Charger	Computer intelligent charger
Transaxle	12.31:1
Overall Size	3130*1230*1900mm
Ground clearance	Front880/rear990mm
Tread distance	110mm
Net weight	370kg
Loading	3 people
Forward speed	25km/h
Braking dist	4.9m
Turning radius	4.1m
Climbing ability	20%
Maximum mileage	100km



# S SERIES SIGHTSEEING BUS



Model No.	LT-S8
Motor	48V 5kw
Battery	6V*8
Charger	Computer intelligent charger
Transaxle	16:1
Overall Size	3860*1480*2100mm
Ground clearance	180mm
Tread distance	Front1280/rear1320mm
Net weight	890kg
Loading	8 people
Forward speed	30km/h
Braking dist	3.5m
Turning radius	4.8m
Climbing ability	20%
Maximum mileage	100km



Model No.	LT-S8+3
Motor	72V/7.5kw
Battery	6V*12
Charger	Computer intelligent charger
Transaxle	16:1
Overall Size	4230*1480*2100mm
Ground clearance	180mm
Tread distance	Front1280/rear1320mm
Net weight	1050kg
Loading	11 people
Forward speed	30km/h
Braking dist	3.5m
Turning radius	4.8m
Climbing ability	20%
Maximum mileage	120km



Model No.	LT-S11.B
Motor	72V/7.5kw
Battery	6V*12
Charger	Computer intelligent charger
Transaxle	16:1
Overall Size	4590*1480*2100mm
Ground clearance	180mm
Tread distance	Front1280/rear1320mm
Net weight	1120kg
Loading	11 people
Forward speed	30km/h
Braking dist	4.9m
Turning radius	5.5m
Climbing ability	20%
Maximum mileage	110km

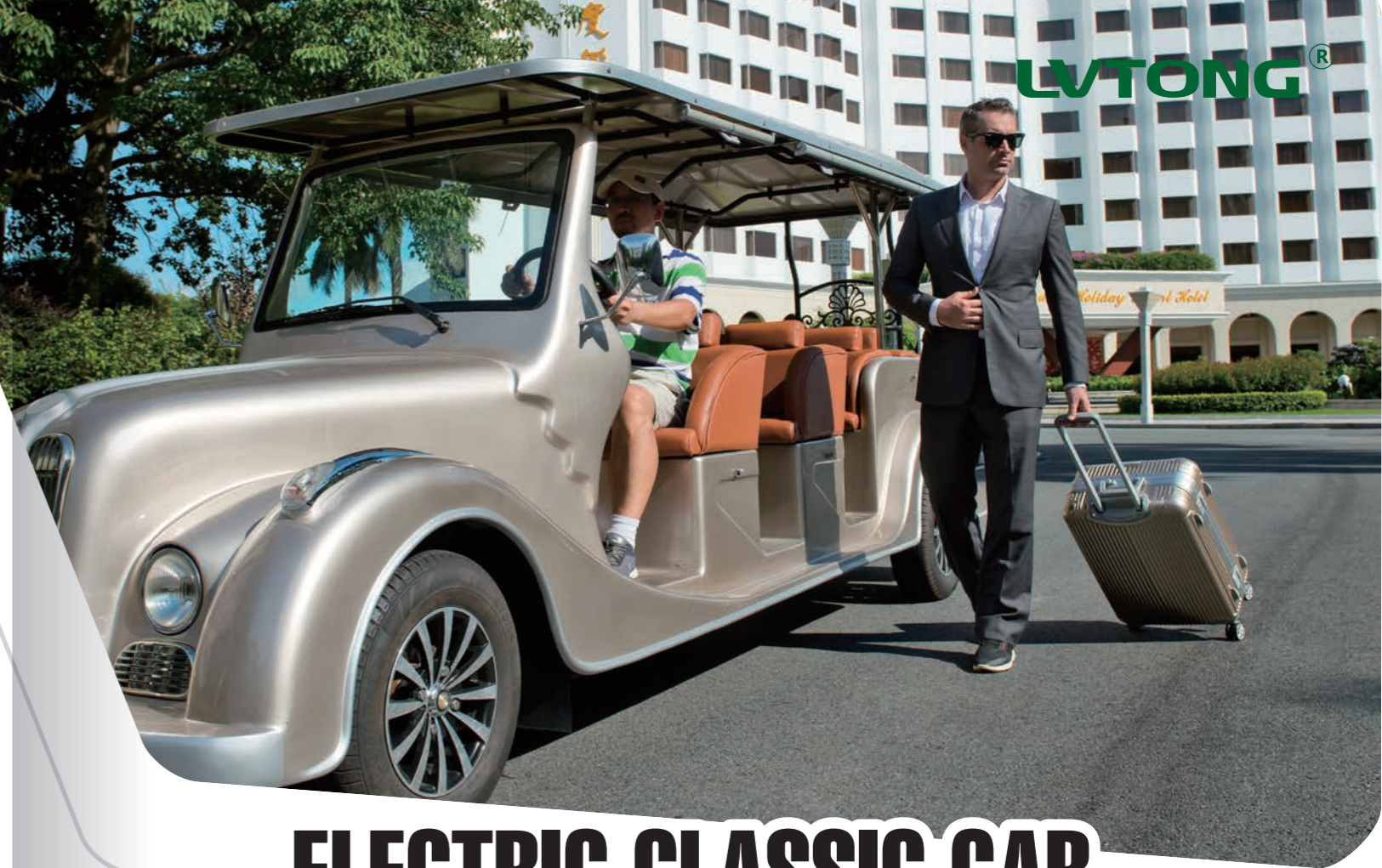
Model No.	LT-S14
Motor	72V/7.5kw
Battery	6V*12
Charger	Computer intelligent charger
Transaxle	16:1
Overall Size	4960*1480*2100mm
Ground clearance	180mm
Tread distance	Front1305/rear1325mm
Net weight	1190kg
Loading	14 people
Forward speed	30km/h
Braking dist	4m
Turning radius	5.5m
Climbing ability	20%
Maximum mileage	120km



Model No.	LT-S14.F
Motor	72V/7.5kw
Battery	6V*12
Charger	Computer intelligent charger
Transaxle	16:1
Overall Size	5100*1560*2010mm
Ground clearance	170mm
Tread distance	Front1305/rear1325mm
Net weight	1420kg
Loading	14 people
Forward speed	30km/h
Braking dist	≤6m
Turning radius	5.1m
Climbing ability	18%
Maximum mileage	100km



Model No.	LT-S23
Motor	72V/11kw
Battery	6V*12
Charger	Computer intelligent charger
Transaxle	18:1
Overall Size	5750*1800*2240mm
Ground clearance	250mm
Tread distance	Front1440/rear1595mm
Net weight	1670kg
Loading	23 people
Forward speed	28km/h
Braking dist	4.9m
Turning radius	6.4m
Climbing ability	10%
Maximum mileage	90km



# ELECTRIC CLASSIC CAR



Model No.	LT-S8.FB
Motor	48V/5kw
Battery	6V*8
Charger	Computer intelligent charger
Transaxle	16:1
Overall Size	5000*1500*1950mm
Ground clearance	142mm
Tread distance	Front1200/rear1210mm
Net weight	990kg
Loading	8 people
Forward speed	30km/h
Braking dist	4.9m
Turning radius	6.7m
Climbing ability	20%
Maximum mileage	100km



Model No.	LT-S6.FA
Motor	48V/5kw
Battery	6V*8
Charger	computer intelligent charger
Transaxle	16:1
Overall Size	4250*1490*1940mm
Ground clearance	142mm
Tread distance	Front1200/rear1300mm
Net weight	Unknown
Loading	6 people
Forward speed	30km/h
Braking dist	≤4m
Turning radius	3.5m
Climbing ability	20%
Maximum mileage	100km



Model No.	LT-S8.FA
Motor	48V/5kw
Battery	6V*8
Charger	Computer intelligent charger
Transaxle	16:1
Overall Size	5050*1490*1940mm
Ground clearance	142mm
Tread distance	Front1210/rear1300mm
Net weight	980kg
Loading	8 people
Forward speed	30km/h
Braking dist	4.3m
Turning radius	6.7m
Climbing ability	20%
Maximum mileage	100km



FASHION & CLASSIC  
MAKE IT AT ITS CHARISMATIC BEST





# ELECTRIC VV-CART



Model No.	LT-S2.DB
Motor	60V/4kw
Battery	Maintenance free battery, 12V*5
Charger	Computer intelligent charger
Air Conditioner	Cool and warm, 800W
Transaxle	12.49:1
Overall Size	2020*1290*1610mm
Ground clearance	120mm
Tread distance	Front1080/rear1116mm
Net weight	635kg
Loading	2 people
Forward speed	40km/h
Braking dist	4m
Turning radius	3.5m
Climbing ability	20%
Maximum mileage	70-105km



Model No.	LT-S4.DB
Motor	60V/4kw
Battery	Maintenance free battery, 12V*5
Charger	Computer intelligent charger
Air Conditioner	Cool and warm, 800W
Transaxle	12.49:1
Overall Size	2760*1290*1610mm
Ground clearance	120mm
Tread distance	Front1080/rear1116mm
Net weight	685kg
Loading	4 people
Forward speed	40km/h
Braking dist	5m
Turning radius	4.9m
Climbing ability	15%
Maximum mileage	50-95km



Model No.	LT-S2.DBH
Motor	60V/4kw
Battery	Maintenance free battery, 12V*5
Charger	Computer intelligent charger
Air Conditioner	Cool and warm, 800W
Transaxle	12.49:1
Overall Size	2675*1260*1640
Ground clearance	130mm
Tread distance	front1085/rear1120mm
Net weight	695kg
Loading	2 people
Forward speed	40km/h
Braking dist	8.6m
Turning radius	4.5m
Climbing ability	15%
Maximum mileage	70-90km
Size of cargo box	980*1170*300mm



## ELECTRIC MINI CAR



Model No.	LT-S2.DC
Motor	60V/4kw
Battery	Maintenance free battery, 12V*5
Charger	Computer intelligent charger
Air Conditioner	Cool and warm, 800W
Transaxle	12.49:1
Overall Size	2173*1380*1670mm
Ground clearance	120mm
Tread distance	Front1165/rear1290mm
Net weight	710kg
Loading	2 people
Forward speed	40km/h
Braking dist	5.2m
Turning radius	4.5m
Climbing ability	20%
Maximum mileage	120-140km



Model No.	LT-S4.DC
Motor	60V/4kw
Battery	Maintenance free battery, 12V*5
Charger	Computer intelligent charger
Air Conditioner	Cool and warm, 800W
Transaxle	12.49:1
Overall Size	2860*1380*1750mm
Ground clearance	120mm
Tread distance	Front1170/rear1200mm
Net weight	770kg
Loading	4 people
Forward speed	30km/h
Braking dist	5.2m
Turning radius	5m
Climbing ability	20%
Maximum mileage	105-125km



Model No.	LT-S2.DCH
Motor	60V/4kw
Battery	Maintenance free battery, 12V*5
Charger	Computer intelligent charger
Air Conditioner	Cool and warm, 800W
Transaxle	12.49:1
Overall Size	3300*1380*1750mm
Ground clearance	120mm
Tread distance	Front1140/rear1175mm
Net weight	750kg
Loading	2 people
Forward speed	40km/h
Braking dist	5.5m
Turning radius	5.2m
Climbing ability	20%
Maximum mileage	90-110km
Size of cargo box	2000*1400*265mm



# UTILITY VEHICLE




Model No.	LT-S2.B.HY6
Motor	48V/5kw
Battery	6V*8
Charger	Computer intelligent charger
Transaxle	16:1
Overall Size	4130*1496*1920mm
Ground clearance	180mm
Tread distance	Front1200/rear1300mm
Net weight	1150kg
Loading	2 people
Forward speed	30km/h
Braking dist	4m
Turning radius	5.3m
Climbing ability	15%
Maximum mileage	100km
Size of cargo box	2480*1426*500mm

Model No.	LT-S2.B.HP
Motor	48V/5kw
Battery	6V*8
Charger	Computer intelligent charger
Transaxle	16:1
Overall Size	4015*1496*1920mm
Ground clearance	180mm
Tread distance	Front1200/rear1300mm
Net weight	1050Kg
Loading	800kg
Forward speed	30km/h
Braking dist	4m
Turning radius	5.2m
Climbing ability	15%
Maximum mileage	90km flat road
Size of cargo box	2712*1430*265mm

Model No.	LT-S2.B.HX
Motor	48V/5kw
Battery	6V*8
Charger	Computer intelligent charger
Transaxle	16:1
Overall Size	3970*1496*2020mm
Ground clearance	180mm
Tread distance	Front1200/rear1300mm
Net weight	1080kg
Loading	2 people
Forward speed	30km/h
Braking dist	4m
Turning radius	5.3m
Climbing ability	15%
Maximum mileage	90km
Size of cargo box	2480*1430*1260mm



# PATROL CAR



Model No.	LT-S4.PAC
Motor	48V 5kw
Battery	6V*8
Charger	computer intelligent charger
Transaxle	16:1
Overall Size	3550*1500*2050mm
Ground clearance	170mm
Tread distance	Front1280/rear1310mm
Net weight	820kg
Loading	4 people
Forward speed	30km/h
Braking dist	6.1m
Turning radius	5m
Climbing ability	20%
Maximum mileage	110km



Model No.	LT-S4.PAF
Motor	48V 5kw
Battery	6V*8
Charger	computer intelligent charger
Transaxle	16:1
Overall Size	3550*1500*2050mm
Ground clearance	170mm
Tread distance	Front1280/rear1310mm
Net weight	900kg
Loading	4 people
Forward speed	30km/h
Braking dist	4m
Turning radius	5m
Climbing ability	20%
Maximum mileage	100km



Model No.	LT-S6.PAC
Motor	48V/5kw
Battery	6V*8
Charger	Computer intelligent charger
Transaxle	16:1
Overall Size	4185*1500*2000mm
Ground clearance	Front1280/rear1310mm
Tread distance	120mm
Net weight	850kg
Loading	6 people
Forward speed	30km/h
Braking dist	4.6m
Turning radius	4.8m
Climbing ability	20%
Maximum mileage	100km



# PATROL CAR



Model No.	LT-S4.DBP
Motor	60V/4kw
Battery	12V*5
Charger	computer intelligent charger
Air Conditioner	Cool and warm,800W
Transaxle	12.49:1
Overall Size	2760*1290*1610mm
Ground clearance	front1080/rear1116mm
Tread distance	120mm
Net weight	685kg
Loading	4 people
Forward speed	40km/h
Braking dist	5m
Turning radius	4.9m
Climbing ability	20%
Maximum mileage	90km



Model No.	LT-S4.PBF
Motor	60V/4kw
Battery	12V*5
Charger	Computer intelligent charger
Transaxle	12.49:1
Overall Size	2760*1290*1610mm
Ground clearance	Front1140/rear1175mm
Tread distance	120mm
Net weight	760kg
Loading	4 people
Forward speed	40km/h
Braking dist	5.2m
Turning radius	5.5m
Climbing ability	20%
Maximum mileage	110-130km



Model No.	LT-S6.PBF
Motor	72V/7.5kw
Battery	6V*12
Charger	Computer intelligent charger
Transaxle	16:1
Overall Size	4230*1480*2100mm
Ground clearance	180mm
Tread distance	Front1280/rear1320mm
Net weight	1050kg
Loading	11 people
Forward speed	30km/h
Braking dist	3.5m
Turning radius	4.8m
Climbing ability	20%
Maximum mileage	120km

\* The Picture Is Only For Reference



Electric Golf Cart with Solar Panels



Indoneisa Golf Course



Lvtong Cart in CIBE Shanghai



Lvtong Cart in Iran Exhibition



Lvtong Classic Cart in Vietnam



Lvtong Golf Cart in Malaysia



Lvtong Golf Cart in Russia



Lvtong Golf Cart in USA



Lvtong Lifted Cart in USA



Lvtong Sightseeing Bus in Poland



Lvtong Sightseeing Bus in Turkey



Lvtong Sightseeing Bus with Solar panets



Cairo international airport,Egypt




Xiamen BRICS Summit



Golf Exhibition in USA 2015



German CeMAT



**Suspension system**  
Independent shock absorber  
Make people more comfortable




**Cowl**  
Graceful, unique, could suffer  
40-ton truck rolling



**Dashboard**  
Convenient for operation,  
Humanized design concept



**Battery**  
Maintenance Free Battery



**Shock absorber**  
Adopting automobile steering  
system design,independent  
suspension system



**AC Motor**  
4 KW output, strong torque,  
stable performance, high  
temperature resistant, good  
sealing performance.



**Bumper**  
strong enhancement bumper  
is the best choice for collision  
absorption.



**Controller**  
Toyota AC Controller



**Braking cables**  
Lvtong unique brake cable is  
protected by rubber cover.  
There is rubber seal inside  
preventing from dust and water.



**Pedals**  
Integrating acceleration,brake and  
parking together. Braking distance  
is adjustable.



**Chassis**  
High tensile steel welding structure,  
electrophoresis treatment for the whole  
chassis enhances the anti-corrosive and  
anti-rust performance



**Transaxle**  
Continuously variable transaxle  
no noise

# Accessories

WE PEERS THE WORLD WITH

DELICATE ITALIAN ARTCRAFT

# Accessories



Artificial Seat Cushion



Fabric Seat Cushion



Light Kits



Tires



Wheel Cover



Onboard Charger



Offboard Charger



Combination Instruments



Mirror



Police Lamp



Push-pull type battery loading and unloading frame



Wiper



Sunshine Cover



Charging Plug



Meal Boxes



Steering



Solar Panels



Rear Canopy



Battery Tray



Manual Handle




Dustbin



Ice Box



Caddie Plate



Rear Basket



Sand Box



Sand Rake



Ball Washer



Foldable Seat



Golf Bag Attachment



Rain curtain



Cargo Box



Music Player